

My School Report Card

Pleasant Hill School

Calhoun County

2015-2016

My School's Grade

B

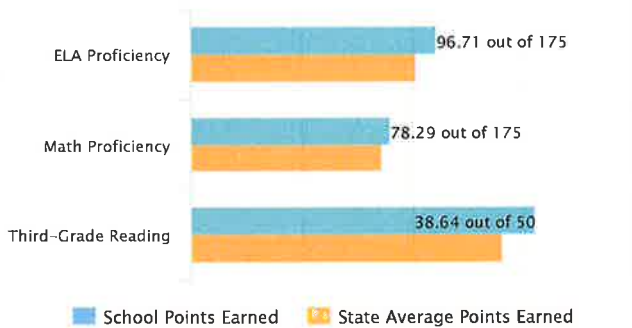
Commendable Performance



Performance



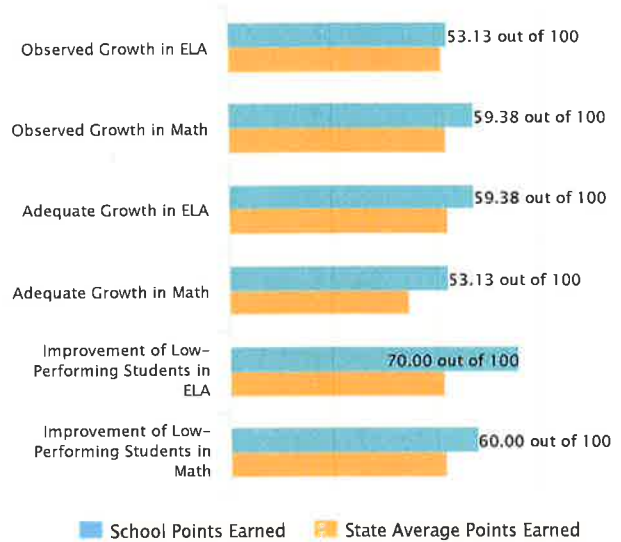
The number of points earned for students who met grade level expectations in math and English/language arts on state assessments. Reading achievement for 3rd graders and math achievement for 8th graders is also measured.



Improvement



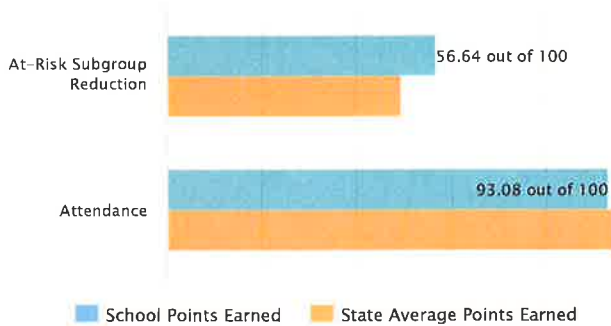
The number of points earned for students who are improving and the percentage of students on track to reach grade-level expectations in math and English/language arts.



Persistence



The number of points earned for students participating in learning opportunities and graduating on time as measured by attendance and the reduction of the number of students at-risk for dropping out. Graduation rates are also measured at the high school level.



Post-Secondary Readiness



The number of points earned for students passing Advanced Placement or International Baccalaureate tests, scoring well in college-credit bearing courses or completing a Career and Technical Education concentration.

Post-Secondary Readiness data are not applicable for elementary and middle schools.

The West Virginia Department of Education has made every reasonable effort to ensure that the data in ZoomWV are accurate at the time of disclosure. Data marked as 'certified' are accurate for only the time of submission and certification. Data in ZoomWV reflect records reported to WVDE by local education agencies. WVDE is not responsible for data that are misinterpreted or altered, and conclusions from analyses of these data should not be considered the opinion of WVDE. Willful intent to tamper with electronic public records is punishable under W. Va. Code §61-3C-1 through §61-3C-21. These data have been aggregated to protect the privacy of students in West Virginia. Any attempt to identify an individual from these data is prohibited by the United States Family Educational Rights and Privacy Act (FERPA) and the United States Education Sciences Reform Act of 2002 (ESRA 2002). This data was requested on 11/16/2016.

WV Accountability System Elementary Worksheet

Pleasant Hill 718.38

Accountability System Performance Measures: Blue= Performance Orange= Improvement Green =Persistence	School Score	School Percentage	Calhoun County Average	West Virginia Average
Student Proficiency-Math	78.29/175	44.73%	48.99%	42.71%
Student Proficiency-ELA	96.71/175	55.26%	59.73%	50.72%
Third Grade Reading Proficiency	38.64/50	77.28%	77.50%	69.92%
Observed Growth-Math	59.38/100	59.38%	54.41%	52.62%
Observed Growth-ELA	53.13/100	53.13%	42.65%	51.75%
Adequate Growth-Math	53.13/100	53.13%	51.47%	43.48%
Adequate Growth-ELA	59.38/100	59.38%	52.94%	53.11%
Improvement of Lowest Performing Students Math	60 /100	60.0%	40%	52.16%
Improvement of Lowest Performing Students-ELA	70 /100	70%	55%	51.81%
At-Risk Subgroup Reduction	56.64/100	56.64%	64.29%	49.44%
Attendance	93.08 /100	93.08%	92.76%	94.27%
Total	718.38/1200			

My School Report Card

Arnoldsburg School Calhoun County 2015-2016

My School's Grade

C

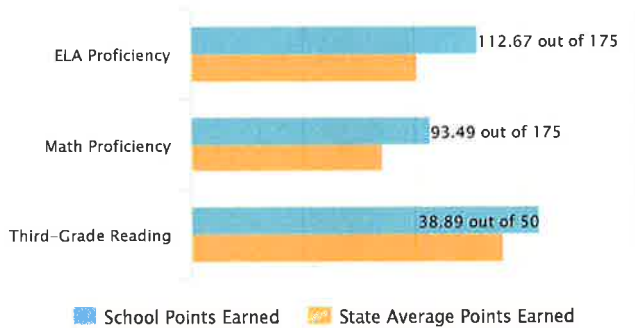
Acceptable Performance



Performance



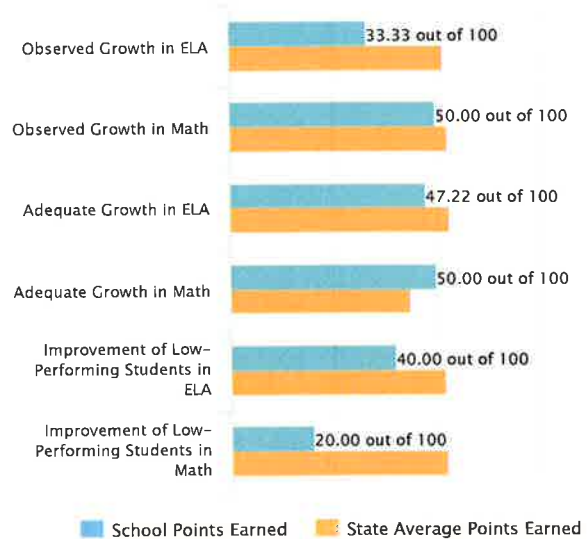
The number of points earned for students who met grade level expectations in math and English/language arts on state assessments. Reading achievement for 3rd graders and math achievement for 8th graders is also measured.



Improvement



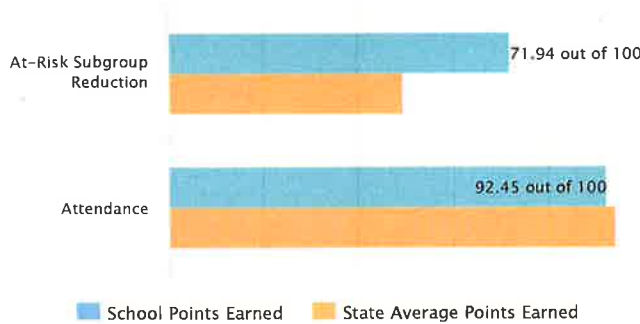
The number of points earned for students who are improving and the percentage of students on track to reach grade-level expectations in math and English/language arts.



Persistence



The number of points earned for students participating in learning opportunities and graduating on time as measured by attendance and the reduction of the number of students at-risk for dropping out. Graduation rates are also measured at the high school level.



Post-Secondary Readiness



The number of points earned for students passing Advanced Placement or International Baccalaureate tests, scoring well in college-credit bearing courses or completing a Career and Technical Education concentration.

Post-Secondary Readiness data are not applicable for elementary and middle schools.

The West Virginia Department of Education has made every reasonable effort to ensure that the data in ZoomWV are accurate at the time of disclosure. Data marked as 'certified' are accurate for only the time of submission and certification. Data in ZoomWV reflect records reported to WVDE by local education agencies. WVDE is not responsible for data that are misinterpreted or altered, and conclusions from analyses of these data should not be considered the opinion of WVDE. Willful intent to tamper with electronic public records is punishable under W. Va. Code §61-3C-1 through §61-3C-21. These data have been aggregated to protect the privacy of students in West Virginia. Any attempt to identify an individual from these data is prohibited by the United States Family Educational Rights and Privacy Act (FERPA) and the United States Education Sciences Reform Act of 2002 (ESRA 2002). This data was requested on 11/16/2016.

WV Accountability System Elementary Worksheet **Arnoldsburg 649.99.**

Accountability System Performance Measures: Blue= Performance Orange= Improvement Green =Persistence	School Score	School Percentage	Calhoun County Average	West Virginia Average
Student Proficiency-Math	93.49/175	53.42%	48.99%	42.71%
Student Proficiency-ELA	112.67/175	64.38%	59.73%	50.72%
Third Grade Reading Proficiency	38.89/50	77.78%	77.50%	69.92%
Observed Growth-Math	50 /100	50%	54.41%	52.62%
Observed Growth-ELA	33.33/100	33.33%	42.65%	51.75%
Adequate Growth-Math	50 /100	50%	51.47%	43.48%
Adequate Growth-ELA	47.22/100	47.22%	52.94%	53.11%
Improvement of Lowest Performing Students Math	20 /100	20%	40%	52.16%
Improvement of Lowest Performing Students-ELA	40 /100	40%	55%	51.81%
At-Risk Subgroup Reduction	71.94/100	71.94%	62.29%	49.44%
Attendance	92.45/100	92.45%	92.76%	94.27
Total	649.99/1200			

My School Report Card

Calhoun Middle/High School

Calhoun County

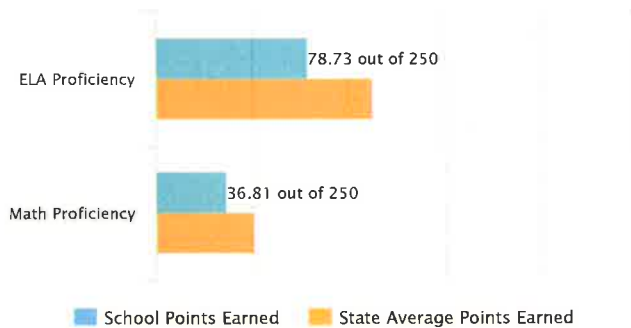
2015-2016



Performance



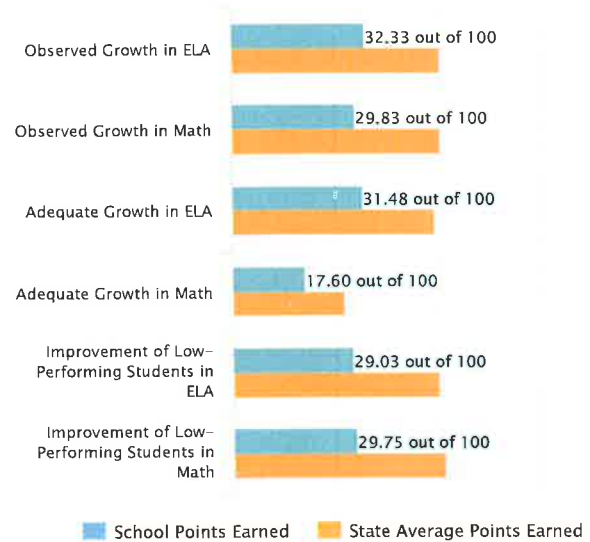
The number of points earned for students who met grade level expectations in math and English/language arts on state assessments. Reading achievement for 3rd graders and math achievement for 8th graders is also measured.



Improvement



The number of points earned for students who are improving and the percentage of students on track to reach grade-level expectations in math and English/language arts.



Persistence



The number of points earned for students participating in learning opportunities and graduating on time as measured by attendance and the reduction of the number of students at-risk for dropping out. Graduation rates are also measured at the high school level.



Post-Secondary Readiness



The number of points earned for students passing Advanced Placement or International Baccalaureate tests, scoring well in college-credit bearing courses or completing a Career and Technical Education concentration.



The West Virginia Department of Education has made every reasonable effort to ensure that the data in ZoomWV are accurate at the time of disclosure. Data marked as 'certified' are accurate for only the time of submission and certification. Data in ZoomWV reflect records reported to WVDE by local education agencies. WVDE is not responsible for data that are misinterpreted or altered, and conclusions from analyses of these data should not be considered the opinion of WVDE. Willful intent to tamper with electronic public records is punishable under W. Va. Code §61-3C-1 through §61-3C-21. These data have been aggregated to protect the privacy of students in West Virginia. Any attempt to identify an individual from these data is prohibited by the United States Family Educational Rights and Privacy Act (FERPA) and the United States Education Sciences Reform Act of 2002 (ESRA 2002). This data was requested on 11/16/2016.

Calhoun Middle/High

WV Accountability System High School Worksheet

615.40

Accountability System Performance Measures: Blue= Performance Orange= Improvement Green =Persistence Yellow=Post Secondary Readiness	School Score	School Percentage	Calhoun County Average	West Virginia Average
Student Proficiency-Math	36.81/1250	14.72%		20.46%
Student Proficiency-ELA	78.73/250	31.49%		44.94%
Observed Growth-Math	29.83/100	29.83%		50.14%
Observed Growth-ELA	32.33/100	32.33%		50.04%
Adequate Growth-Math	17.60/100	17.60%		27.11%
Adequate Growth-ELA	31.48/100	31.48%		48.85%
Improvement of Lowest Performing Students Math	29.75/100	29.75%		51.33%
Improvement of Lowest Performing Students-ELA	29.03/100	29.03%		49.85%
At-Risk Subgroup Reduction	21.52/50	43.04%		45.79%
Attendance	46.43/50	92.87%		92.49%
Graduation Rate-4 Year Cohort	134.81/150	89.87%		86.60%
College and Career Ready Indicators	127.08/150	84.72%		54.40%
Total	615.40/1500			